



**Our Guarantee**  
Backed by a  
10 year guarantee.

# Resilient 250

## Soft Floor Covering / Acoustic Underlay

Resilient 250 is a high performing acoustic resilient layer that has been designed to significantly reduce impact sound. It can be used as either a Soft Floor Covering or as an Acoustic Underlayment.

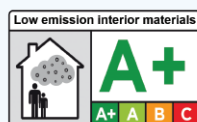
### Why Resilient 250?

Resilient 250 is quick and easy to work with and can be used with a wide range of floor coverings, providing exceptional acoustic performance to the finished installation. Being manufactured from sponge rubber, it provides long-lasting durability and strong resistance to foot traffic, prior to the floor covering being installed.

Resilient 250 exceeds the requirements for a Soft Floor Covering in Approved Document E (England & Wales), Technical Booklet G (Northern Ireland) and Section 5 of the Building Standards in Scotland.

### Features and Benefits of Resilient 250

1. Achieves Approved Document E performance standards for Floor Type 1
2. Significantly reduces impact sound at source
3. Suitable for a variety of floor finishes
4. Forgives minor subfloor imperfections
5. Minimises subfloor preparation
6. Can be installed over existing floor coverings without causing damage
7. Quick and easy to install
8. Will not deteriorate or collapse over time
9. Can be used with underfloor heating systems
10. Green Label Plus accredited for indoor air quality and low VOC emissions



### Resilient Applications

Resilient 250 is widely used in developments where high levels of acoustic performance are required and in applications requiring compliance with Approved Document E – Floor Type 1 (concrete base with ceiling and soft floor covering). It must be bonded to the subfloor to comply with Approved Document E.

**It is excellent for use in:**

- Apartments & Hotels
- Commercial Developments
- Care Homes
- Schools & Education Projects

### Product and Technical Information

Product Construction	Sponge Rubber
Bonding Agent	Synthetic Rubber
Product Thickness	2.5mm
Weight	2.40kg/m <sup>2</sup> / 0.49 lb/ft <sup>2</sup>
Density	900kg/m <sup>3</sup> / 59.9 lb/ft <sup>3</sup>
Roll Size	1.37m x 7.30m / 54" x 23.95'
Area	10m <sup>2</sup> / 107.6ft <sup>2</sup>
Roll Weight	24.0kg / 42.9 lb
Reaction to Fire	Class BFL-s1
Test performed on RS250 with no floor covering	
Thermal Resistance (R)	0.23 Togs
Temperature Resistance	-40°C to +110°C / -40°F to +230°F

#### Acoustic Performance\* (no floor covering and no ceiling below)

Measured improvement of impact sound (ΔLw) BS EN ISO 10140-3:2010	19 dB
Impact Insulation Class ASTM E989-21	IIC 51 / ΔIIC 23


#### Acoustic Performance\* (with floor covering and no ceiling below)

	ΔLw	IIC	ΔIIC
Luxury Vinyl Tiles (2.5mm)	20	52	24
Luxury Vinyl Tiles (4.5mm)	20	52	24
Luxury Vinyl Tiles (5mm)	19	51	23
Carpet Tile (Bitumen Backed)	30	58	30
Laminate (8mm)	18	50	22
Engineered Wood (14mm)	17	49	21
Ceramic Tile (9mm)	17	49	21

\* Tested on a 140mm / 5½" thick concrete floor.

## Resilient 250 Components

- Resilient 250 – Soft Floor Covering
- Sonixx SX900 Flooring Adhesive



## Resilient 250 Acoustic Underlay

Resilient 250 is a versatile, high performing acoustic underlay that has been developed to significantly reduce the transmission of impact sound. The underlay is quick and easy to work with and can be used with a wide range of floor coverings, providing long-lasting acoustic performance and exceptional cushioning support.

As an acoustic underlay, Resilient 250 can be used below the following types of floor coverings:

- Carpet Tiles
- Broadloom Carpet
- Natural Floor Coverings
- Laminate (Click Joint)
- Engineered Wood (Tongue & Groove)
- Solid Wood (Tongue & Groove)
- Bamboo (Tongue & Groove)
- Parquet Floor (no joint system)
- Luxury Vinyl Tiles
- Woven Vinyl Tiles
- Loose Lay Vinyl Tiles
- Ceramic / Porcelain / Natural Stone Tiles




## Installation – Points to Note

Full installation guidelines are available on request.

### However, key points to observe are:

- The area of installation must be dry, smooth, dirt and dust free and weather tight.
- The subfloor must be sound and sufficiently level, with no imperfections protruding through Resilient 250. If not, then a self-levelling screed may be required.
- When bonding to bare concrete, a suitable concrete sealer is recommended to ensure maximum adhesive coverage and bond strength.
- If moisture levels exceed 75% RH, seal the area with a suitable primer.
- Sonixx SX900 adhesive should be used to permanently bond Resilient 250 to the subfloor.
- Where possible, skirting board should be installed above Resilient 250, in order to reduce flanking sound transmission.
- When installing ceramic tiles, stone and vinyl flooring, leave at least a 3mm gap around the perimeter, which should be filled with a flexible sealant.



## Find out more about Sonixx

E: [sonixx@interfloor.com](mailto:sonixx@interfloor.com) or visit: [interfloor.com/sonixx](https://interfloor.com/sonixx)

Version Date: March 2022

